

Optimum

Condensate Drain



TIMER CONTROLLED • LARGE ORIFICE • BRASS OR STAINLESS

The Optimum timer controlled condensate drain is suitable for a wide range of compressed air applications including compressors, receivers, filters, and refrigerated air dryers. With an easily adjustable electronic timer, a direct acting solenoid valve, a large orifice, and options for a brass or stainless steel body, this drain provides reliable compact condensate removal.


The Optimum is easy to install, simple to adjust and rated for pressures up to 230 psig*. It includes a test switch, LED on/off indication and a fully serviceable valve. Most importantly, the large 4.5 mm orifice means it is perfect for difficult applications with high condensate flow rates and solid particulate contaminants.



FEATURES	BENEFITS
Large discharge orifice	Virtually unblockable operation
No balance line required	Does not air-lock during operation
Built in test function	Manually activate drain & verify operation
LED status lights	Visual verification of drain status
230 psig design pressure	Suitable for a wide range of applications
Serviceable direct acting valve	Inexpensive to maintain
Adjustable timed operation	Fits any equipment at any flow rate

* 300 psig optional.

SPECIFICATIONS



Brass or stainless options



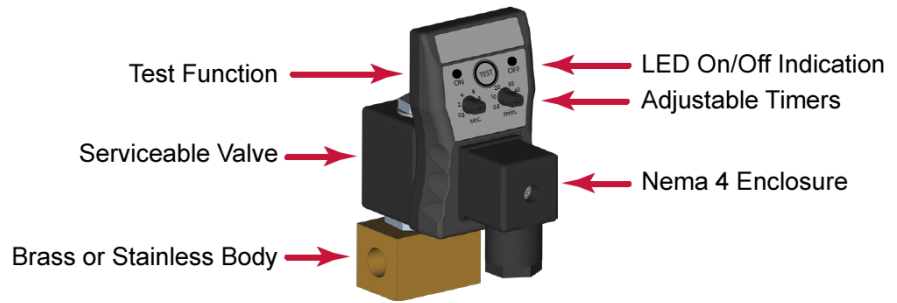
Fully serviceable valve



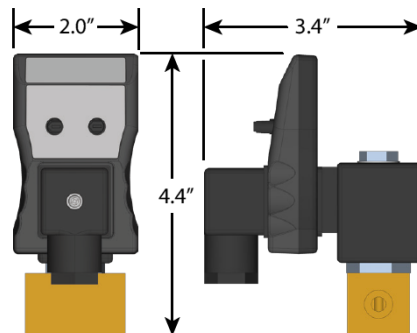
LED lights & test function



Optional strainers available



Maximum Compressor Capacity		Unlimited
Inlet / Outlet Connection Options		¼", ⅜" & ½" NPT (F)
Discharge Valve	Orifice Diameter	4.5 mm
	Type	2/2 Way Direct Acting
	Valve Body Material	Brass or Stainless Steel
	Seal Material	Viton (FPM)
Operating Pressure	Minimum	0 psig
	Maximum	Standard: 230 psig Optional: 300 psig
Condensate Temperature	Minimum	34°F
	Maximum	122°F
Voltage Options	DC	12 or 24 VDC
	AC	24, 115, 230 or 380 VAC
Timer Range	Open	0.5 to 10 seconds
	Closed	0.5 to 45 minutes
Power Connection		DIN 43650-A
Electrical Enclosure		NEMA 4 / IP65



Perfect for installations with:

- High condensate flow rates
- Particulate contamination
- Corrosive environments
- Pressures up to 300 psig
- Steady condensate loads

Information provided herewith is believed to be accurate and reliable. However, no responsibility is assumed for its use or for any infringement of patents or rights of others, which may result from its use. In addition, the manufacture reserves the right to revise information without notice and without incurring any obligation.

